

FILE COPY

MEMORANDUM REPORT BRL-MR-3754

BRL

JUN 23 1989

AN INTEGRATED ENVIRONMENT
FOR ARMY, NAVY AND AIR FORCE
TARGET DESCRIPTION SUPPORT

PAUL H. DEITZ
WILLIAM H. MERMAGEN, Jr.
PAUL R. STAY

MAY 1989

APPROVED FOR PUBLIC RELEASE; DISTRIBUTION UNLIMITED.

U.S. ARMY LABORATORY COMMAND

BALLISTIC RESEARCH LABORATORY
ABERDEEN PROVING GROUND, MARYLAND

DESTRUCTION NOTICE

Destroy this report when it is no longer needed. DO NOT return it to the originator.

Additional copies of this report may be obtained from the National Technical Information Service, U.S. Department of Commerce, Springfield, VA 22161.

The findings of this report are not to be construed as an official Department of the Army position, unless so designated by other authorized documents.

The use of trade names or manufacturers' names in this report does not constitute indorsement of any commercial product.

REPORT DOCUMENTATION PAGE

1a. REPORT SECURITY CLASSIFICATION UNCLASSIFIED		1b. RESTRICTIVE MARKINGS	
2a. SECURITY CLASSIFICATION AUTHORITY		3. DISTRIBUTION / AVAILABILITY OF REPORT Approved for Public Release; Distribution Unlimited.	
2b. DECLASSIFICATION / DOWNGRADING SCHEDULE		4. PERFORMING ORGANIZATION REPORT NUMBER(S) BRL-MR-3754	
6a. NAME OF PERFORMING ORGANIZATION US Army Ballistic Research Laboratory		6b. OFFICE SYMBOL (if applicable) SLCBR-VL-V	5. MONITORING ORGANIZATION REPORT NUMBER(S)
6c. ADDRESS (City, State, and ZIP Code) Aberdeen Proving Ground, MD 21005-5066		7a. NAME OF MONITORING ORGANIZATION	
8a. NAME OF FUNDING / SPONSORING ORGANIZATION		8b. OFFICE SYMBOL (if applicable)	7b. ADDRESS (City, State, and ZIP Code)
8c. ADDRESS (City, State, and ZIP Code)		9. PROCUREMENT INSTRUMENT IDENTIFICATION NUMBER	
		10. SOURCE OF FUNDING NUMBERS	
		PROGRAM ELEMENT NO.	PROJECT NO.
		TASK NO.	WORK UNIT ACCESSION NO.
11. TITLE (Include Security Classification) An Integrated Environment for Army, Navy, and Air Force Target Description Support			
12. PERSONAL AUTHOR(S) Deitz, Paul H., Mermagen, William H., Jr., and Stay, Paul R.			
13a. TYPE OF REPORT Final	13b. TIME COVERED FROM _____ TO _____	14. DATE OF REPORT (Year, Month, Day)	15. PAGE COUNT
16. SUPPLEMENTARY NOTATION Presented as a paper at the ADPA - 10th Symposium on Survivability/Vulnerability, Naval Ocean Systems Center, 10-12 May 1988.			
17. COSATI CODES		18. SUBJECT TERMS (Continue on reverse if necessary and identify by block number)	
FIELD	GROUP	SUB-GROUP	BRL-CAD
			PATCH/FASTGEN
			Computer-Aided Design
			Ray Tracing
			COM-GEOM
			Solid-Geometric Modeling
19. ABSTRACT (Continue on reverse if necessary and identify by block number) BRL-CAD is a solid-geometric modeling package which has as its origins a project seven years ago to provide an interactive graphics editor for BRL target geometry. Today BRL-CAD represents a suite of software supported by some 150,000 lines of source code to provide 1] an interactive solid geometric editor, 2] powerful ray tracing utilities, 3] a lighting model, and 4] many image-handling, data comparison, and related supporting utilities. This code runs on many machine architectures which utilize UNIX including Sun and Iris workstations, DEC VAX, Gould, Ridge, Pyramid, Elxsi, Convex, Alliant and Cray X-MP/48 and Cray 2 computers. The BRL-CAD source code has been distributed to over 300 computer sites around the world. Until about four years ago, BRL-CAD only supported the original six COM-GEOM primitives. More recently BRL-CAD has been extended so as to support a boundary representation (or B-Rep) scheme using a spline type due to University of Utah. (Continued on reverse side)			
20. DISTRIBUTION / AVAILABILITY OF ABSTRACT <input type="checkbox"/> UNCLASSIFIED/UNLIMITED <input checked="" type="checkbox"/> SAME AS RPT. <input type="checkbox"/> DTIC USERS		21. ABSTRACT SECURITY CLASSIFICATION UNCLASSIFIED	
22a. NAME OF RESPONSIBLE INDIVIDUAL Paul H. Deitz		22b. TELEPHONE (Include Area Code) 301-278-6644	22c. OFFICE SYMBOL SLCBR-VL-V

18. SUBJECT TERMS (Cont'd):

Splines
Vulnerability Analysis

19. ABSTRACT (Cont'd):

During the current fiscal year, the Joint Technical Coordinating Program (JTTCG) has contracted with the BRL to further extend the geometric domain to support the so-called PATCH geometry developed by Denver Research Institute and used by a significant portion of the Navy and Air Force vulnerability/survivability community. At the completion of this effort it will be possible for the vulnerability community to generate, modify, view, and interrogate a mixture of geometries from the PATCH libraries (>200 vehicle descriptions) or the BRL MGED libraries (>150 models) through the use of this single set of integrated tools.

In this paper, BRL-CAD will be illustrated including the complete set of inhomogeneous geometric data types now supported, a new set of shot-lining utilities capable of execution in fully parallel environments, and the upgrade of faceted geometry using spline surface fitting methods. The last feature is critical in order to support certain high-resolution signature codes for which faceted geometry gives spurious results.

TABLE OF CONTENTS

	<u>Page</u>
LIST OF ILLUSTRATIONS.....	iii
I. INTRODUCTION.....	1
II. OVERVIEW OF BRL-CAD.....	1
III. BRL-CAD GEOMETRIC DATA REPRESENTATION.....	2
IV. LIBRARY SUPPORT.....	4
V. OTHER INTERFACES TO APPLICATIONS CODES.....	4
VI. OTHER UTILITIES/CAPABILITIES OF BRL-CAD.....	7
VII. APPLICATIONS CODES WHICH INTERFACE TO BRL-CAD.....	7
VIII. WORK IN PROGRESS/EXTENSIONS.....	11
IX. SUMMARY.....	11
REFERENCES.....	13
DISTRIBUTION LIST.....	15

LIST OF ILLUSTRATIONS

<u>Figure</u>		<u>Page</u>
1	The set of primitive objects originally supported by the BRL-CAD environment.....	3
2	A geometric description of a ship screw built using spline geometry supported by the U. of Utah system, Alpha_1.....	3
3	Part of a F-14 target description built using PATCH geometry due to DRI.....	5
4	Images of an M48 tank built originally with a faceted turret on the top.....	6
5	Frontal view of the Bradley Armored Fighting Vehicle using the BRL lgt lighting model.....	8
6	Rear view of the Bradley Armored Fighting Vehicle calculated in Fig 5.....	9
7	Transparent rendering of the Bradley Armored Fighting Vehicle.....	10

I. INTRODUCTION

For more than 40 years the vulnerability community has been developing analytic methods to predict the potential damage to targets from threats likely to be encountered in hostile engagements. Early methods of analysis consisted of manual calculations for bullet/target interactions. From the beginning, target geometry and material specifications were required input to the calculations. Such inputs were manually derived through use of blueprints and other system data. By the 1960's, the first attempts were made to apply machine-processing methods to problems of vulnerability assessment.

Two similar, but distinct, methods arose in the vulnerability community. One called the COM-GEOM/GIFT technique was developed by MAGI [1-4] for use by the US Army; the other called PATCH/FASTGEN was developed by FALCON [5] (now Denver Research Institute [DRI]). However the method of approach for each was identical. To perform a vulnerability analysis 1] a target description had to be generated. This file represented the three-space definition of geometry and coupled material information. 2] Mathematical rays, simulating bullet trajectories, were then passed through the target descriptions in order to find points-of-intersection, surface normals, line-of-sight thicknesses, and materials. 3] All of the information from step 2] was then passed to a vulnerability analysis where penetration relations and component-damage criteria were applied to calculate average system-level damage.

The difference between the COM-GEOM/GIFT and the PATCH/FASTGEN methods was principally in the schemes used to represent geometry. In the case of COM-GEOM, a set of simple shapes (called primitives) was defined, including four to eight-sided planar enclosures, an ellipsoid, a general cylinder, a general conic section, a torus, and a (constrained) faceted, self-closed shape used to model compound surfaces (such as cast turrets and aircraft bodies).

By contrast, the PATCH data base consisted uniformly of an (unconstrained) faceted representation. In each approach, the target description was developed by hand, with few automatic aides, and with none of the computer-aided design (CAD) assists that are familiar to all today. The bullet trajectory/material information was extracted from a COM-GEOM file via the GIFT code [6] and from a PATCH file via the FASTGEN code [5].

Over a period spanning more than fifteen years, two significant communities of vulnerability workers have developed generally using one or the other method. Because of incompatibilities between the geometric data structures (COM-GEOM vice PATCH), resources of one community were expended to replicate geometry already pre-existing in the other because of the incompatibilities of the techniques. Also, it can be assumed, useful analyses were foregone because existing target

descriptions were incompatible and resources/time were insufficient to perform a duplication.

Against this background the BRL initiated some nine years ago a program with a goal to introduce modern methods of interactive computing to the problem of geometry generation, modification and interrogation. The initial task was to build an interactive editing environment so that BRL COM-GEOM descriptions no longer had to be built by hand. Later new ray casting utilities were generated to replace the old GIFT program used for many years. Also many image-handling and geometric data manipulation utilities were written to perform useful tasks. This suite of programs has become known as BRL-CAD [7] and consists now of some 150,000 lines of source code. This package has been distributed to over 300 computer sites around the world and supports a significant number of vulnerability, signature, and structural-analysis programs.

The aim of this paper is to summarize the chief properties of the BRL-CAD package, and particularly update current efforts to extend the old COM-GEOM data base to include both spline surfaces as well as the PATCH data base of DRI. This last extension represents a significant development for the US vulnerability community for finally both dominant target description techniques are supported within one consistent environment. With these advances, COM-GEOM, splines, and PATCH geometries are fully supported both for editing and shotline interrogation. Further, the various geometries can be used in "pure" form or in a "mixed" mode.

II. OVERVIEW OF BRL-CAD

The BRL-CAD package is written exclusively in C-code using structured coding methods. Individual processing modules are designed to support specific capabilities. Copious use is made of the "library" concept of software organization. By this method, software modules of general utility to a group of users are installed as system utilities and called by other programs under the control of the users themselves. This makes the individually tailored user programs much simpler, reduces greatly the volume of code maintenance, and allows utility upgrades and bug fixes to be available to all in an automated fashion. BRL-CAD is comprised of some 70 individual programs. Some of the principal elements are:

- *mgcd: Standing for Multiple-device Graphics Editor [7-9], mgcd is an interactive editor for constructing and updating target descriptions of the COM-GEOM variety. Support is there for editing the basic six primitive shapes of COM-GEOM. Screen prompting is via a wire-frame representation of the solid-model data base. Many user aides have been added over the years including the ability to switch instantly between English and metric units, calculating volumes, surface areas, and (armor) fall-back angles for various shapes, region overlap checking; also commands to assign material property to regions, save a view for ray-tracing, and many others. The*

display-oriented approach to building the COM-GEOM data bases is very easy to learn and can be used to build complicated models in a short time. Mged allows several graphics display devices to be used by the community for building COM-GEOM data bases. Some of the graphics devices include the Megatek 7000 vector display, Silicon Graphics Iris and 4D graphics workstations, Sun workstations, Tektronix vector displays, and Evans and Sutherland PS 300 graphics terminals. Recently added was a driver for the X Window System, which is used by many graphics display workstations vendors as a common graphics interface. Porting mged to new graphics devices is a straight-forward task and takes a short time to accomplish.

- *librt*: A library of functions suitable for ray tracing a target description file
- *rt*: A lighting model whose input is based on ray tracing (*via librt* support). Up to ten light sources can be simulated, and objects can be given the properties of mixed diffuse and specular scattering, and refraction.
- *libfb*: A generic frame-buffer library which includes support for a number of display devices, as well as file, network, and debugging interfaces.
- *libplot3*: A public-domain version of the UNIX-Plot library has been extended with the following features; three-dimensional plotting support, 24-bit RGB color values, and floating-point values. These values are written into the plot file in a transportable, machine-independent binary format and can be used between different machines connected *via* a network.
- *util*: A collection of image-handling utilities, each constructed as individual tools intended to be used in combination. Such functions as color correction, format conversion, pixel comparison, and image filtering/processing are supported.
- *rfbd*: A "message-passing" interface layered on top of standard UNIX network protocols which allows image data to be transmitted from one computer and displayed on another.

BRL-CAD is designed to run under the UNIX™ operating system. This strategy has paid significant dividends by easing the porting of this code over many different computing environments and/or display devices. Some of the computers on which this software runs include:

- DEC VAX-11/750, VAX-11/780, VAX-11/785, VAX-11/8600, & VAXSTATION II GPX
- GOULD PN6000 and PN9000 Series
- Sun Workstations
- ISI 68020
- Ridge 330

- Pyramid 90Mx
- Elxsi 6400 Series
- Convex C1 XP & C2
- Multiflow TRACE 7/200
- Alliant FX/8 & FX/80
- Silicon Graphics IRIS 3000 Series & 4D Workstations
- CRAY X-MP/48 & CRAY 2

III. BRL-CAD GEOMETRIC DATA REPRESENTATION

The heart of a geometric modeling system is reflected in the data representation for three-space geometry. As noted above, BRL-CAD was originally designed to support the six classes of primitives under the old COM-GEOM file structure and to be interrogated by the old ray casting program GIFT [6]. These primitive types are illustrated in Fig. 1. The advantage of geometric description by such primitives is that the mathematical description is generally economic. In the case of the ARBs, the corners are specified. In the case of the second-order primitives (conics, ellipsoids) and the fourth-order primitive (torus), the descriptions are economic too and the surfaces are mathematically smooth. Their economy is also their limitation, in that the degrees-of-freedom of each primitive shape are clearly limited.

In the old COM-GEOM file structure, all of the primitive objects were simply numbered in ascending order. Only numerical designations could be given, so interpretation of objects by name was difficult. The current MGED file structure is hierarchical so that a target description can be constructed in multiple levels of logical groupings. English names can also be assigned. An instancing feature also has been added so that a single object prototype (round of ammunition, vehicle wheel, etc.) can be replicated to multiple positions and orientations in space. By this strategy, if the prototype is changed, all copies change automatically.

For certain classes of analysis, critical errors result if complex geometries are approximated by faceted representations (such as the ARS). In order to accommodate high-precision surface modeling, the MGED data base was extended some years ago to support the Non-Uniform Rational B-Spline (NURB) representation of the Alpha-1 geometry system [10-13]. An example of a part modeled with Alpha-1 is shown in Fig. 2. The strategy followed by the BRL has been to use the Alpha-1 editor, SHAPE-EDIT, to perform the actual construction of spline entities. MGED is then used to read the spline geometry into the target space, supported by global rotate, translate, and scaling capabilities.

A recent extension of the MGED geometry environment has been the inclusion of the PATCH representation used by DRI. The approach used here is to represent all shapes by triangular (patch) regions. For



Figure 1. The set of primitive objects originally supported by the BRL-CAD environment. Basic shapes include the ARBs (four- to eight-sided planar shapes), the ellipsoid, a general cylinder, a general conic section, a torus and a (constrained) faceted object called the arbitrary surface (ARS).



Figure 2. A geometric description of a ship screw built using spline geometry supported by the U. of Utah system, *Alpha_1*. Such spline geometry can be merged into the BRL-CAD data base. The use of splines to model complex surfaces avoids the use of faceted approximations. For certain applications where high surface fidelity is required, this capability is critical. *(Geometry courtesy of the U. of Utah.)*

flat surfaces, the approximation is exact. For curved surfaces, the degree of approximation depends on the number of facets used to represent the geometry. Figures 3a and 3b show an example of a DRI-created description of an F-14 aircraft. The wireframe image (Fig. 3a) shows the visual support given a target describer while in MGED. Figure 3b shows the rendered version of that aircraft created by the *rt* lighting model program. It is significant to note that the lighting model program was written well before either the PATCH or spline geometries were added to the BRL-CAD environment. Accommodation to interrogate new geometries is achieved entirely at the ray casting process supported in the library function *librt* to be discussed in the next section. However such extensions *do not* change the formatting of data passed from the ray interrogation process, so that all application codes whether a lighting model, as here, or a vulnerability application need undergo no changes whatsoever.

The inhomogeneous data base strategy described above has a number of important features and capabilities:

- Target descriptions for the purpose of vulnerability analysis (or any other application) can now be assembled and interrogated in the single MGED environment. If the geometry in itself is sufficiently accurate, there is no need to perform a "translation" from one representation to another. The approach here is simply to merge, as is, all geometric representations into a single environment. Thus a target description can consist as only PATCH, only spline, only COM-GEOM shapes, or any mixture of the three.
- For some applications, particularly in the area of signatures, faceted geometry (either through use of the ARS or PATCH shapes) embodies surface approximations which introduce serious errors in subsequent analysis. The inclusion of splines, together with surface fitting routines, gives an efficient upgrade path when needed. This capability is illustrated in Fig. 4 in which a US tank turret is shown first in a faceted representation and then transformed into a smooth-body spline shape.
- On the other hand, spline geometry is expensive in terms of data storage and interrogation. For high-detail point-burst vulnerability analysis, many thousands of interior vehicle or aircraft parts must be described. The relatively simple shapes of COM-GEOM adequately reflect the presented area and spatial position of these components without heavily taxing computer storage or processing requirements.

IV. LIBRARY SUPPORT

As noted in Section II, BRL-CAD makes copious use of the library approach to software support. Library routines are executable codes which are installed as part of the standard set code for use by all computer users. A number of the more important library routines are summarized:

- *librt*: Several routines which compute the geometric ray/intersection calculations with all primitives in the data base have been included in *librt*. By using these common routines, the applications programmer can place emphasis on modeling and programming the physics of a problem rather than invest time to recode the geometric properties of the model. The application sends the data base and its associated sub-trees to the library. A ray origin and direction are specified; other options include stopping the ray after first, next, or all object intersections. The library then performs the following calculations: 1) space partitioning, 2) bounding volume calculations, 3) ray/geometry intersections, and 4) boolean evaluations, and performs both parallel and vector execution, if available. The library then can return the following information to the application if needed: 1) hit points, 2) distance from the ray origin, 3) surface normals, 4) material property, and 5) surface curvature. The library is designed such that new primitives can be added easily to the system. Using this feature both NURBS [14] and PATCH models were added to the BRL-CAD system.
- *libfb*: The framebuffer library provides device-independent access to raster displays for displaying a common image format consisting of pixels of red, green, and blue values. There are several device drivers to support a variety of displays including Adage Ikonas, Silicon Graphics IRIS 3030 and 4D, Sun, and AT&T 5620 terminals. There is also a debug and disk interface. The library is designed to provide isolation from the low-level functions necessary to interact with the display hardware. This library uses the *libpkg* library to support display devices connected to other machines on the network. Library routines supporting the following operations are available for displaying images: open, close, zoom, pan, read/write pixels, read/write color maps, and cursor manipulation.
- *libwdb*: The *libwdb* library permits writing of MGED data bases from arbitrary programs. Though it does not currently have the full spectrum of MGED primitives, it does include the following primitives: half-space, rectangular-parallelepiped, arb4, arb8, sphere, ellipse, torus, right circular cylinder, truncated right cylinder, spline, and facet. In addition, this library permits the creation of "regions" and manipulation of their material property parameters.

This new capability has made conversion from other geometrical data base types to MGED easier to implement and hence more efficient. In particular, the conversion code that converts PATCH descriptions into MGED data bases makes significant use of the *libwdb* library routines.

V. OTHER INTERFACES TO APPLICATIONS CODES

As noted in Section IV, ray casting in BRL-CAD is supported *via* the *librt* routines. *Ray casting has always*




Figure 3. Part of a F-14 target description built using PATCH geometry due to DRI. The geometry on the top is shown as it appears when displayed by the graphics editor, MGED. The wireframes bounding triangular regions delineate the edges of the individual patches. The image on the bottom shows the object following rendering with the BRL *rt* lighting model. (*Geometry courtesy of DRI.*)



Figure 4. Images of an M48 tank built originally with a faceted turret on the top. On the bottom is illustrated the same turret after upgrading through the use of a spline fit. *(Geometric model by P. Stay, BRL.)*

been central to vulnerability analysis in order to simulate bullet trajectories. It is also used by many other applications codes including lighting models and various programs to predict signatures.

It is important to note, however, that there are other approaches to linking geometry to applications. These have been discussed elsewhere [15], but are summarized briefly here:

- **Topology:** Certain radar codes use a representation of geometry consisting of various canonical shapes such as flat plates, dihedral, and trihedral surfaces. Utilities have been generated which can be used to process a MGED target description to extract these shapes *via* processing filters.
- **3-D Surface & Volume Meshes:** Many important mechanical and structural codes (ADINA™, NASTRAN™, etc.) are supported by such mesh structures. In order to support meshes which are direct derivatives of MGED geometry, a commercial modeling system called PATRAN™ has been linked *via* a translation code [16]. This conversion program maps each of the COM-GEOM primitives into the corresponding representation in PATRAN. Then PATRAN is used to generate the desired mesh.
- **Analytic Representation:** Each of the COM-GEOM primitives can be mapped into splines; the same is true for any PATCH object. Splines are one of the few geometric representations which can be manipulated analytically. One such property is that splines can be Fourier transformed. A number of radar modeling groups have attempted to take advantage of this and related properties.[17]

VI. OTHER UTILITIES/CAPABILITIES OF BRL-CAD

- **Lighting Models:** Two ray tracing programs that use the ray casting support of *librt* are provided in the BRL-CAD package, *rt* and *lgt*; *lgt* is an optical rendering program with a screen-oriented user interface. *lgt* has the ability to provide animation scripts and laser target renderings. *rt* also provides rendered images with command line arguments, but is itself the front end for several applications including a radar model. *rt* also has the ability to read scripts of commands which can control the computation of a sequence of frames and the orientations and properties of materials in each frame of an animation.

Figures 5 and 6 show exterior views of the Bradley Armored Fighting Vehicle rendered using *lgt*. The target description used here is extremely detailed so as to support a high-frequency radar simulation. Figure 7 illustrates a lighting model option in which armor is rendered transparent so that internal component placement can be viewed.

- **Animation:** The continuous control of viewing position and/or the changes in relative geometry are of growing importance both as a tool to understand

geometry itself as well as key to many applications including the multi-spectral signature area. The control of animation is achieved in the following fashion. Using *mgcd* a few frame positions (keyframes) can be selected using the saveview command. After multiple keyframes are generated, the program *zlate* fits a spline curve to the saved frames and generates additional frames to create a smooth animation sequence. The *rmats* command within *mgcd* will read processed frames to inspect the wireframe version of the animation, which can then be used to generate a series of images that can be transferred to video tape.

Ray Tracing Benchmark Results		
Rays/Sec	VAX /780	Machine
107.7	0.96	VAX Station II GPX
112.1	1.00	VAX 11/780
119.0	1.06	SGI IRIS 3030
127.3	1.14	Sun 3/50
191.8	1.71	VAX 11/785
413.4	3.69	GOULD 9080
521.1	4.64	VAX 11/8600
571.0	5.09	Sun 4/260
982.8	8.76	SGI 4D/60T
3972.9	35.44	Alliant FX/8, 8 CEs,
5376.3	47.96	Alliant FX/80, 8 CEs
7275.8	64.90	Cray 2, 4 CPUs,
13320.2	118.82	Cray XMP/48, 4 CPUs,

- **Benchmarking Support:** Finally, as the capabilities and costs of computing change rapidly, it is important to understand the benefits and limitations of the growing number of candidate machines and display devices in the market place. This has been achieved in part by utilizing a number of standard benchmarks for processing standard target-description/lighting-model images. The above table shows the results of running the program *rt* with a common data base and comparing them with the speed of a Digital VAX 11/780.

VII. APPLICATIONS CODES WHICH INTERFACE TO BRL-CAD

There is a large number of applications codes which interface to BRL-CAD. They have been enumerated in some detail elsewhere [18], and are simply listed below:

- Weights and Moments-of-Inertia
- An array of Vulnerability/Lethality Codes
- Neutron Transport Code
- Optical Image Generation (including specular/diffuse reflection, refraction, and multiple light sources, animation, interference)
- Bistatic laser target designation analysis
- A number of Infrared Signature Codes
- A number of Synthetic Aperture Radar Codes (including codes due to ERIM and Northrop)



Figure 5. Frontal view of the Bradley Armored Fighting Vehicle using the BRL *lgt* lighting model. The geometry, built with MGED and only the primitive shapes illustrated in Fig. 1, is highly detailed so as to support high-frequency radar simulations. (*Geometric model by K. Applin, BRL.*)



Figure 6. Rear view of the Bradley Armored Fighting Vehicle calculated as in Fig. 5.
(Geometric model by K. Applin, BRL.)




Figure 7. Transparent rendering of the Bradley Armored Fighting Vehicle. Using the same target description file as in Figs. 5 and 6, a lighting model option allows armor to be rendered transparent, revealing internal component placement. (*Geometric model by K. Applin, BRL.*)

- Acoustic modal predictions
- High-Energy Laser Damage
- High-Power Microwave Damage
- Link to PATRAN™ and hence to ADINA™, EPIC-2™, NASTRAN™, etc. for structural/ stress analysis
- X-Ray Imagery

VIII. WORK IN PROGRESS/EXTENSIONS

There are a number of projects underway which will greatly extend the utility of the package. Some of these are:

- Translations to Facets: The flat-sided objects such as the ARBs, ARSes, and PATCHes, are, by definition, facetized. Objects which are represented by facets have important utility for certain types of display and data representation. In order to achieve the ability to generate homogeneous facetized geometry, algorithms are being investigated to convert each of the higher-order representations into a facetized approximation in which facet size is under user control. A more difficult issue is the resolution of overlapping primitives. In the shotline interrogation process, boolean definitions (UNION, INTERSECTION, DIFFERENCE) are used to logic process the geometric rays. The resolution of boolean precedence along a single line is a relatively simple operation. The boolean resolution of overlapping meshes is much more difficult.

There are a number of important payoffs for extensions along these lines. A direct translation of the mixed MGED data base to facets would achieve the following objectives: 1) Support of codes mentioned above which require 3-D surface meshes would be direct. 2) Also, many modern display devices support real-time polygon fill capability via hardware. This provides for much more realistic object rendering than the usual interactive wireframe images.

- Automated Drafting: In previous years the BRL has seldom needed to generate standard blueprints from its solid geometry. Nevertheless, such a capability would be a useful extension. A program is being put in place to make this improvement *via* a small business contract.
- Data Base Extensibility: We note again that the current BRL-CAD geometric data base is distinctly non-homogeneous. When another modeling scheme has been used to represent geometry, and when it is important to utilize that geometry in the BRL-CAD environment, there are two paths to compatibility. The first is to see if the new geometry has an exact, corresponding representation with the current BRL-CAD primitives. If so, it is simply a data reformatting job to make a MGED-readable input file. However, if the new geometry does not correspond to any current structure (previous

examples include both the spline and the PATCH data bases), then the current MGED data base is simply extended to include the desired representations. This requires work at two distinct points. The first is in the formatting of the MGED data base and the graphical imaging and manipulation tools in the MGED editor itself. The second point is in *librt*; there the ray casting tool must be modified so that it knows how to perform the intersection, surface normal, curvature, etc. calculations. However, once these changes are made, no other modifications are required, and all application codes run with no change.

IX. SUMMARY

In this paper we have described a unified set of software which brings the two major geometric data bases used for vulnerability analysis under a single integrated environment. Spline surfaces are supported as well, making available an important growth path when high-precision geometry is required for demanding analyses.

Because of these efforts, it is no longer necessary to duplicate identical target geometry because of two incompatible representations. In fact, mixed modes of targets can be assembled using arbitrary combinations of COM-GEOM, PATCH, and spline data bases.

This software has been designed to run on more than a dozen brands of vendor hardware. Machines from the SUN Workstations to the CRAY 2 are supported. Since the source code for all of this software is Government owned, it can be ported to any desired target machine without cost of royalty or suffering vendor constraint.

Finally, the code has been built in modular blocks. This makes for easier development and enhancements. It is to be expected that the evolution of this package will continue to reflect both user needs and the rapid development of higher speed machines and display devices.

REFERENCES

- [1] "A Geometric Description Technique Suitable for Computer Analysis of Both Nuclear and Conventional Vulnerability of Armored Military Vehicles," **MAGI-6701**, AD847576, August 1969.
- [2] "The MAGIC-SAMC Target Analysis Technique," **Vol VI, AMSAA TR14**, April 1969.
- [3] "MAGIC Computer Simulation", **Vol. 1, User Manual**, 61JTCG/ME-71-7-1, July 1971.
- [4] "MAGIC Computer Simulation", **Vol. 2, Analysts Manual Parts 1 and 2**, 61JTCG/ME-71-7-2-2, May 1971.
- [5] "FASTGEN 3 Target Description Computer Program", **Technical Report ASD-TR-85-5019**, Logicon, Inc. for Air Force Aeronautical Systems Division, Wright-Patterson AFB, Ohio, 10 December 1985.
- [6] G. G. Kuehl, L. W. Bain Jr. and M. M. Reisinger, "The GIFT Code User Manual; Volume II, The Output Options (U)", **US Army ARRADCOM Report No. 02189 (AD #A078364)** September 1979. GIFT stands for *Geometric Information For Targets*.
- [7] **Ballistic Research Laboratory CAD Package, Release 1.21 (2-June-1987)**, "A Solid Modeling System and Ray-Tracing Benchmark Distribution Package", SECAD/VLD Computing Consortium.
- [8] M. J. Muuss, K. A. Applin, R. J. Suckling, G. S. Moss, E. P. Weaver and C. Stanley, "GED: An Interactive Solid Modeling System for Vulnerability Analysis", **BRL Technical Report ARBRL-TR-02480**, NTIS AD# A-126-657, March 1983.
- [9] M. J. Muuss, "Understanding the Preparation and Analysis of Solid Models", in **Techniques for Computer Graphics**, Edited by D. A. Rogers and R. A. Earnshaw, Springer-Verlag, 1987.
- [10] R. F. Riesenfeld, E. Cohen and T. Lyche, "Discrete B-Splines and Subdivision Techniques in Computer Graphics", **Computer Graphics and Image Processing**, Vol. 14, No. 2, October 1980, pp. 87-111.
- [11] E. Cohen, "Mathematical Tools for a Modelers Workbench", **IEEE Computer Graphics and Applications**, October 1983.
- [12] R. F. Riesenfeld, "A View of Spline-Based Solid Modeling", **Proceedings of Autofact 5, Computer and Automated Systems Association of SME**, 1983.
- [13] **Alpha_1: User's Manual, Engineering Geometry Systems**, SLC, UT (1987).
- [14] P. R. Stay, "The Definition and Raytracing of B-Spline Objects in a Combinatorial Solid Geometric Modeling System", **USENIX: Proceeding of the Fourth Computer Graphics Workshop**, October 1987, Boston MA.
- [15] P. H. Deitz, "Predictive Signature Modeling via Solid Geometry at the BRL", **Proceedings of the Sixth KRC Symposium on Ground Vehicle Signatures**, Houghton, MI, 21-22 August 1984.
- [16] The program is *gedpat*, and it is documented in the **VLD/VMB UNIX Supplementary Manual**, D. A. Gwyn, Editor, August 1987.
- [17] Private communications with M. Sancer, Northrop Corporation, and J. F. Dammann, USA Harry Diamond Laboratories.
- [18] P. H. Deitz, Computer-Aided Techniques for Survivability/ Lethality Modeling, **Proceedings of the ADPA Survivability and Vulnerability Symposium IX**, held 28-30 October, 1986, Naval Surface Weapons Center, White Oak, MD.

DISTRIBUTION LIST

<u>No. of Copies</u>	<u>Organization</u>	<u>No. of Copies</u>	<u>Organization</u>
12	Administrator Defense Technical Information Center ATTN: DTIC-DDA Cameron Station, Bldg 5 Alexandria, VA 22304-6145	1	HQDA Limres Study Group ATTN: Shirley D. Ford The Pentagon, Room 1B929 Washington, DC 20310
10	C.I.A. OIR/DB/Standard GE47 HQ Washington, DC 20505	1	Office of the Assistant Secretary of the Army (Research, Development, and Acquisition) ATTN: LTG Donald S. Pihl Military Deputy Washington, DC 20310-0100
1	HQDA ATTN: DAMI-FIT (COL O'Connor) The Pentagon Washington, DC 20310-1001	1	Office of the Secretary of the Army (Research, Development, and Acquisition) ATTN: MG August M. Cianciolo Deputy for Systems Management Washington, DC 20310-0103
1	HQDA ATTN: DAMO-FDD (LTC Douglas R. Milme) Washington, DC 20310	1	Deputy Under Secretary of the Army for Operations Research ATTN: DUSA-OR (Walt Hollis) The Pentagon, Room 2E660 Washington, DC 20310-0102
1	HQDA ATTN: DAMO-ZD (Mr. Riente) The Pentagon, Rm 3E360 Washington, DC 20310	1	Office of the Under Secretary of Defense, R&E ATTN: Dr. William Snowden The Pentagon, Room 3D359 Washington, DC 20301
1	HQDA ATTN: SARD-TN (LTC Fejfar) The Pentagon, Rm 3E360 Washington, DC 20310	1	Office of the Asst Dep Dir of Defense Live Fire Testing ATTN: COL L. Stanford The Pentagon, Room 3E1060 Washington, DC 20301
1	HQDA ATTN: SARD-TR Washington, DC 20310-0001		
1	HQDA Asst Chief of Staff for Intelligence ATTN: Joseph Varnadore Washington, DC 20310-1067		

DISTRIBUTION LIST

<u>No. of Copies</u>	<u>Organization</u>	<u>No. of Copies</u>	<u>Organization</u>
2	OSD OUSD (A) ODDDRE (T&E/LFT) ATTN: James O'Bryon Albert E. Rainis The Pentagon, Rm 3E1060 Washington, DC 20301-3110	1	Commander US Army Materiel Command ATTN: AMCDRA-ST 5001 Eisenhower Avenue Alexandria, VA 22333-0001
1	American Defense Preparedness Association (ADPA) ATTN: Bill King 1700 N. Moore Street, #900 Arlington, VA 22209-1942	1	Commander US Army Materiel Command ATTN: AMCMT (John Kicak) 5001 Eisenhower Avenue Alexandria, VA 22333-0001
9	Defense Advanced Research Projects Agency ATTN: Mr. B. Bandy Dr. R. Kahn Dr. C. Kelly Mr. P. Losleben Dr. J. Lupo Mr. F. Patten Dr. Reynolds Mr. S. Squires COL J. Thorpe 1400 Wilson Boulevard Arlington, VA 22209	1	Commander US Army Materiel Command ATTN: AMCPD (Darold Griffin) 5001 Eisenhower Avenue Alexandria, VA 22333-0001
1	Central Intelligence Agency ATTN: ORD/IERD (J. Fleisher) Washington, DC 20505	1	Commander US Army Materiel Command ATTN: AMCPD-PM (Jim Sullivan) 5001 Eisenhower Avenue Alexandria, VA 22333-0001
1	Mr. Robert Gomez/OSWR PO Box 1925 Washington, DC 20013	2	Commander US Army Materiel Command ATTN: AMCPM-LOTA (Robert Hall) (MAJ Purdin) 5001 Eisenhower Avenue Alexandria, VA 22333-0001
1	Commander US Army Materiel Command ATTN: AMCDE-PM (Dan Marks) 5001 Eisenhower Avenue Alexandria, VA 22333-0001	1	Commander US Army Materiel Command ATTN: AMCSP (COL Barkman) 5001 Eisenhower Avenue Alexandria, VA 22333-0001
2	Headquarters US Army Materiel Command ATTN: AMCDMA (M. Acton) (R. Black) 5001 Eisenhower Avenue Alexandria, VA 22333-0001	1	Commander US Army Materiel Command ATTN: AMCTD-PT (Alan Elkins) 5001 Eisenhower Avenue Alexandria, VA 22333-0001
		1	Commander US Army Laboratory Command ATTN: AMSLC-AS-TT (K. Zastrow) 2800 Powder Mill Road Adelphi, MD 20783-1145

DISTRIBUTION LIST

<u>No. of Copies</u>	<u>Organization</u>	<u>No. of Copies</u>	<u>Organization</u>
1	Commander US Army Laboratory Command ATTN: AMSLC-CG 2800 Powder Mill Road Adelphi, MD 20783-1145	1	Commander US Army Survivability Management Office ATTN: SLCSM-GS (Mark Reches) 2800 Powder Mill Road Adelphi, MD 20783-5071
2	Commander US Army Laboratory Command ATTN: AMSLC-CT (J. Predham) (D. Smith) 2800 Powder Mill Road Adelphi, MD 20783-1145	1	Commander Armament R&D Center US Army AMCCOM ATTN: SMCAR-CCH-V (Paul H. Gemmill) Picatinny Arsenal, NJ 07806-5000
1	Commander US Army Laboratory Command ATTN: AMSLC-TD (R. Vitali) 2800 Powder Mill Road Adelphi, MD 20783-1145	1	Commander Armament R&D Center US Army AMCCOM ATTN: SMCAR-FSS-E (Jack Brooks) Picatinny Arsenal, NJ 07806-5000
1	Commander US Materials Technology Laboratory ATTN: SLCMT-ATL Watertown, MA 02172-0001	1	Commander Armament R&D Center US Army AMCCOM ATTN: SMCAR-MSI Picatinny Arsenal, NJ 07806-5000
1	Commander US Army Survivability Management Office ATTN: SLCSM-C31 (H. J. Davis) 2800 Powder Mill Road Adelphi, MD 20783	1	Commander Armament R&D Center US Army AMCCOM ATTN: SMCAR-TD (Jim Killen) Picatinny Arsenal, NJ 07806-5000
		1	Commander Armament R&D Center US Army AMCCOM ATTN: SMCAR-TDC Picatinny Arsenal, NJ 07806-5000
1	Commander US Army Survivability Management Office ATTN: SLCSM-D (COL H. Head) 2800 Powder Mill Road Adelphi, MD 20783-1145	1	Commander Armament R&D Center US Army AMCCOM ATTN: SMCAR-TDS (Vic Lindner) Picatinny Arsenal, NJ 07806-5000
		1	Commander Armament R&D Center US Army AMCCOM ATTN: SMCAR-TSS Picatinny Arsenal, NJ 07806-5000

DISTRIBUTION LIST

<u>No. of Copies</u>	<u>Organization</u>	<u>No. of Copies</u>	<u>Organization</u>
1	Director Benet Weapons Laboratory Armament R&D Center US Army AMCCOM ATTN: SMCAR-LCB-TL Watervliet, NY 12189-4050	1	Commander Belvoir Research, Development and Engineering Center ATTN: STRBE-JDA (Melvin Goss) Fort Belvoir, VA 22060-5606
1	Commander US Army Armament, Munitions and Chemical Command ATTN: SMCAR-ESP-L Rock Island, IL 61299-5300		
1	Commander US Army Aviation Systems Command ATTN: AMSAV-DACL 4300 Goodfellow Blvd St. Louis, MO 63120-1798	1	Commander CECOM R&D Technical Library ATTN: AMSEL-IM-L (Reports Section), B 2700 Fort Monmouth, NJ 07703-5000
1	Commander US Army Aviation Systems Command ATTN: AMSAV-ES 4300 Goodfellow Blvd St Louis, MO 63120-1798	1	Director Center for Night Vision and Electro-Optics ATTN: AMSEL-NV-V (John Palmer) Fort Belvoir, VA 22060-5677
1	Commander US Army Aviation Systems Command ATTN: AMSAV-GT (R. Lewis) 4300 Goodfellow Blvd St. Louis, MO 63120-1798	1	Director Center for Night Vision and Electro-Optics ATTN: AMSEL-RD-NV-V (John Ho) Fort Belvoir, VA 22060-5677
2	US Army Aviation Systems Command ATTN: AMSAV-NC (H. Law) (S. Meyer) 4300 Goodfellow Blvd St. Louis, MO 63120-1798	1	Director Center for Night Vision and Electro-Optics ATTN: DELMV-L (Dr. R. Buser) Fort Belvoir, VA 22060-5677
1	Director US Army Aviation Research and Technology Activity Ames Research Center Moffett Field, CA 94035-1099	1	Commander US Army Foreign Science & Technology Center ATTN: AIAF (Bill Rich) 220 Seventh Street, NE Charlottesville, VA 22901-5396
1	Commander Belvoir Research, Development and Engineering Center ATTN: STRBE-FC (Ash Patil) Fort Belvoir, VA 22060-5606		

DISTRIBUTION LIST

<u>No. of Copies</u>	<u>Organization</u>	<u>No. of Copies</u>	<u>Organization</u>
3	Commander US Army Foreign Science and Technology Center ATTN: AIAFRC (T. Walker) (S. Eitleman) (R. Witnebal) 220 Seventh Street, NE Charlottesville, VA 22901-5396	1	US Army Harry Diamond Laboratories ATTN: SLCHD-RT (Peter Johnson) 2800 Powder Mill Road Adelphi, MD 20783-1197
3	Commander US Army Foreign Science & Technology Center ATTN: AIAFRS (Gordon Spencer) (John McKay) (Chip Grobmyer) 220 Seventh Street, NE Charlottesville, VA 22901-5396	1	Commander US Army INSCOM ATTN: IAOPS-SE-M (George Maxfield) Arlington Hall Station Arlington, VA 22212-5000
1	Commander US Army Foreign Science & Technology Center ATTN: AIAFRT (John Kosiewicz) 220 Seventh Street, NE Charlottesville, VA 22901-5396	1	Commander US Army Missile Command ATTN: AMSMI-RD-CS-R (DOC) Redstone Arsenal, AL 35898-5241
1	Commander US Army Foreign Science & Technology Center ATTN: AIFRC (Dave Hardin) 220 Seventh Street, NE Charlottesville, VA 22901-5396	1	Commander US Army Missile Command ATTN: AMSMI-RD-GC-T (R. Alongi) Redstone Arsenal, AL 35898-5000
1	Commander US Army Foreign Science & Technology Center ATTN: DRXST-WSI (John R. Aker) 220 Seventh Street, NE Charlottesville, VA 22901-5396	1	Commander US Army Missile Command ATTN: AMSMI-RGT (J. Bradas) Redstone Arsenal, AL 35898-5000
1	US Army Harry Diamond Laboratories ATTN: SLCHD (Mr. Halsey) 2800 Powder Mill Road Adelphi, MD 20783-1197	1	Commander US Army Missile Command ATTN: AMSMI-YTSD (Glenn Allison) Redstone Arsenal, AL 35898-5070
		1	Commander US Army Missile Command ATTN: DRSMI-REX (W. Pittman) Redstone Arsenal, AL 35898-5500
		1	Commander US Army Missile Command ATTN: DRSMI-YRT (Pete Kirkland) Redstone Arsenal, AL 35898-5500
		1	Director US Army Missile and Space Intelligence Center ATTN: AIAMS-YDL Redstone Arsenal, AL 35898-5500

DISTRIBUTION LIST

<u>No. of Copies</u>	<u>Organization</u>	<u>No. of Copies</u>	<u>Organization</u>
1	Commander US Army Natick R&D Center ATTN: STRNC-OI (Stephen A. Freitas) Natick, MA 01760		
1	Commander US Army Tank Automotive Command ATTN: AMSTA-CK (G. Orlicki) Warren, MI 48090	1	Commander US Army Tank Automotive Command ATTN: AMSTA-VS (Brian Bonkosky) Warren, MI 48090
1	Commander US Army Tank Automotive Command ATTN: AMSTA-CR (Mr. Wheelock) Warren, MI 48397-5000	6	Commander US Army Tank Automotive Command ATTN: AMSTA-ZE (R. Asoklis) AMSTA-ZEA (C. Robinson) (R. Gonzalez) AMSTA-ZS (D. Rees) AMSTA-ZSS (J. Thompson) (J. Soltez) Warren, MI 48397-5000
1	Commander US Army Tank Automotive Command ATTN: AMSTA-CV (COL Kearney) Warren, MI 48397-5000		
1	Commander US Army Tank Automotive Command ATTN: AMSTA-TSL Warren, MI 48397-5000	1	HQ, TRADOC ATTN: Asst Dep Chief of Staff for Combat Operations Fort Monroe, VA 23651-5000
2	Commander US Army Tank Automotive Command ATTN: AMSTA-NKS (D. Cyaye) (J. Rowe) Warren, MI 48397-5000	1	Director US Army TRADOC Analysis Command ATTN: ATAA-SL White Sands Missile Range, NM 88002-5502
2	Commander US Army Tank Automotive Command ATTN: AMSTA-RGE (R. Munt) (R. McClelland) Warren, MI 48397-5000	2	US Army TRADOC Analysis Center ATTN: ATRC-RP (COL Brinkley) ATRC-RPR (Mark W. Murray) Ft. Monroe, VA 23651-5143
2	Commander US Army Tank Automotive Command ATTN: AMSTA-RSC (John Bennett) (Wally Mick) Warren, MI 48397-5000	1	Director US Army Cold Regions Research & Development Laboratory ATTN: Tech Dir (Lewis Link) 72 Lyme Road Hanover, NH 03755
1	Commander US Army Tank Automotive Command ATTN: AMSTA-RSK (Sam Goodman) Warren, MI 48090		

DISTRIBUTION LIST

<u>No. of Copies</u>	<u>Organization</u>	<u>No. of Copies</u>	<u>Organization</u>
1	US Army Corps of Engineers Assistant Director Research & Development Directorate ATTN: Mr. B. Benn 20 Massachusetts Avenue, NW Washington, DC 20314-1000	3	Director US Army Engineer Waterways Experiment Station ATTN: WESEN (Dr. V. LaGarde) (Mr. W. Grabau) WESEN-C (Mr. David Meeker) PO Box 631 Vicksburg, MS 39180-0631
1	Commandant US Army Infantry School ATTN: ATSH-CD-CSO-OR Fort Benning, GA 31905-5660	1	US Army Engineer Topographic Laboratories ATTN: Tech Dir (W. Boge) Fort Belvoir, VA 22060-5546
1	CG, Operational Test & Evaluation Agency ATTN: MG Jerome B. Hilmes 5600 Columbia Pike Falls Church, VA 22041	1	Commander US Army Operational Test and Evaluation Agency ATTN: LTC Gordon Crupper 5600 Columbia Pike Falls Church, VA 22041
1	Commander US Army Vulnerability Assessment Laboratory ATTN: SLCVA-CF (Gil Apodaca) White Sands Missile Range, NM 88002-5513	3	Los Alamos National Laboratories ATTN: MS 985, Dean C. Nelson MS F600, Gary Tietgen MS G787, Terrence Phillips PO Box 1663 Los Alamos, NM 87545
2	US General Accounting Office Program Evaluation and Methodology Division ATTN: Robert G. Orwin Joseph Sonnefeld Room 5844 441 G Street, NW Washington, DC 20548	1	Los Alamos National Laboratories ATTN: MS F681, LTC Michael V. Ziehm USMC PO Box 1668 Los Alamos, NM 87545
1	Director US Army Industrial Base Engineering Activity ATTN: AMXIB-MT Rock Island, IL 61299-7260	1	Sandia National Laboratories Division 1611 ATTN: Tom James Albuquerque, NM 87185
1	Director US Army Industrial Base Engineering Activity ATTN: AMXIB-PS (Steve McGlone) Rock Island, IL 61299-7260	1	Sandia National Laboratories Division 1623 ATTN: Larry Hostetler Albuquerque, NM 87185
		1	Sandia National Laboratories ATTN: Gary W. Richter PO Box 969 Livermore, CA 94550

DISTRIBUTION LIST

<u>No. of Copies</u>	<u>Organization</u>	<u>No. of Copies</u>	<u>Organization</u>
1	US Naval Air Systems Command JTTCG/AS Central Office ATTN: 5164J (LTC James B. Sebolka) Washington, DC 20361	1	Commander Intelligence Threat Analysis Center ATTN: Bill Davies Washington Navy Yard, Bldg 203 (Stop 314) Washington, DC 20374-2136
1	Naval Intelligence Command ATTN: NIPSSA-333 (Paul Fessler) 4600 Silver Hill Road Washington, DC 20389	2	Commander Intelligence Threat Analysis Center Intell Image Prod Div ATTN: John Creighton Al Fuerst Washington Navy Yard, Bldg 213 (IAX-O-II) Washington, DC 20310
1	Commander US Naval Ocean Systems Center ATTN: Earle G. Schweizer Code 000 San Diego, CA 92151-5000		
4	Commander US Naval Surface Warfare Center ATTN: Gregory J. Budd James Ellis Barbara J. Harris Constance P. Rollins Code G13 Dahlgren, VA 22448-5000	2	Commander David W. Taylor Naval Ship & Development Center ATTN: W. Conley J. Schot Bethesda, MD 20084
1	Commander US Naval Weapons Center ATTN: Mark D. Alexander Code 3894 China Lake, CA 93556-6001	1	USAF HQ AD/ENL ATTN: Robert L. Stovall Eglin AFB, FL 32542
1	Commander US Naval Weapons Center ATTN: Melvin H. Keith Code 39104 China Lake, CA 93555	1	USAF HQ ESD/PLEA Chief, Engineering & Test Division ATTN: Paul T. Courtoglous Hanscom AFB, MA 01730
1	Commander US Naval Civil Eng Laboratories ATTN: John M. Ferritto Code L53 Port Hueneme, CA 93043	1	USAF-HQ ATTN: AFTDEC/JT (COL Victor A. Kindurys) Kirtland AFB, NM 87117-7001
1	Naval Postgraduate School Department of National Security ATTN: Dr. Joseph Sternberg Code 73 Monterey, CA 93943	1	AFWAL/AARF ATTN: CPT John Poachon Wright-Patterson AFB, OH 45433-6533
		1	AFWAL/FIES ATTN: James Hodges Sr. Wright-Patterson AFB, OH 45433-6523

DISTRIBUTION LIST

<u>No. of Copies</u>	<u>Organization</u>	<u>No. of Copies</u>	<u>Organization</u>
2	AFWAL/MLTC ATTN: LT Robert Carringer Dave Judson Wright-Patterson AFB, OH 45433-6533	1	Department of Commerce National Bureau of Standards Manufacturing Systems Group ATTN: B. Smith Washington, DC 20234
1	AFWL/SUL Kirtland AFB, NM 87117	1	AAI Corporation ATTN: H. W. Schuette PO Box 126 Hunt Valley, MD 21030-0126
1	ASD/XRJ ATTN: Ed Mahen Wright-Patterson AFB, OH 45433	1	ABEX Research Center ATTN: Dr. Michael J. Normandia 65 Valley Road Mahwah, NJ 07430
1	AD/CZL ATTN: James M. Heard Eglin AFB, FL 32542-5000	1	Adelman Associates ATTN: Herbert S. Weintraub 291 North Bernardo Avenue Mountain View, CA 94014-5205
2	AD/ENYW ATTN: 2LT Michael Ferguson Jim Richardson Eglin AFB, FL 32542-5000	1	AFELM, The Rand Corporation ATTN: Library-D 1700 Main Street Santa Monica, CA 90406
1	Air Force Armament Laboratory ATTN: AFATL/DLODL Eglin AFB, FL 32542-5000	1	Alliant Computer Company ATTN: David Micciche 1 Monarch Drive Littleton, MA 01460
1	Air Force Armament Laboratory ATTN: AFATL/DLY (James B. Flint) Eglin AFB, FL 32542-5000	1	Alliston Gas Turbine Division of GM ATTN: Michael Swift PO Box 420, SC S22B Indianapolis, IN 46260-0420
5	Institute for Defense Analyses (IDA) ATTN: Mr. Irwin A. Kaufman Mr. Arthur O. Kresse Dr. Lowell Tonnessen Mr. Benjamin W. Turner Ms. Sylvia L. Waller 1801 N. Beauregard Street Alexandria, VA 22311	1	Aluminum Company of America ATTN: Charles Wood Alcoa Technical Center Alcoa Center, PA 15069
1	Institute for Defense Analyses ATTN: Carl F. Kossack 1005 Athens Way Sun City, FL 33570	1	ANSER ATTN: James W. McNulty 1215 Jefferson Davis Highway Arlington, VA 22202

DISTRIBUTION LIST

<u>No. of</u> <u>Copies</u>	<u>Organization</u>	<u>No. of</u> <u>Copies</u>	<u>Organization</u>
1	A O Smith Data Systems Division ATTN: H. Vickerman 8901 North Kildeer Court Brown Deer, WI 53209	1	Board on Army Science and Technology National Research Council Room MH 280 2101 Constitution Avenue, NW Washington, DC 20418
2	Applicon Incorporated ATTN: J. Horgan M. Schussel 32 Second Avenue Burlington, MA 01803	2	Boeing Corporation ATTN: MS 33-04, Robert Bristow MS 48-88, Wayne Hammond PO Box 3707 Seattle, WA 98124-2207
1	ARC C-500 ATTN: John H. Bucher Modena Road Coatesville, PA 19320	1	Boeing Vertol Company A Division of Boeing Co. ATTN: MS P30-27, John E. Lyons PO Box 16858 Philadelphia, PA 19142
1	Armored Vehicle Technologies ATTN: Coda M. Edwards PO Box 2057 Warren, MI 48090	1	Booz-Allen & Hamilton ATTN: Dr. Richard B. Benjamin Suite 131, 4141 Colonel Glenn Hwy. Dayton, OH 45431
1	A.W. Bayer & Associates ATTN: Albert W. Bayer, President Marina City Club 4333 Admiralty Way Marina del Rey, CA 90292-5469	1	Booz Allen & Hamilton Inc. ATTN: Lee F. Mallett 1300 N. 17th Street, Suite 1610 Rosslyn, VA 22209
1	Battelle Research Laboratory ATTN: Bernard J. Tullington 1300 N. 17th Street, Suite 1520 Arlington, VA 22209	1	Booz-Allen & Hamilton, Inc ATTN: John M. Vice AFWAL/FIES/SURVIAC Bldg 45, Area B Wright-Patterson AFB, OH 45433-6553
1	The BDM Corporation ATTN: Edwin J. Dorchak 7915 Jones Branch Drive McLean, VA 22102-3396	1	John Brown Associates ATTN: Dr. John A. Brown PO Box 145 Berkeley Heights, NJ 07922-0145
1	The BDM Corporation ATTN: Fred J. Michel 1300 N. 17th Street Arlington, VA 22209	1	Chamberlain ATTN: Mark A. Sackett PO Box 2545 Waterloo, IA 50704
2	BMJ, Division of Harsco ATTN: William J. Wagner, Jr. Ronald W. Jenkins PO Box 1512 York, PA 17404		

DISTRIBUTION LIST

<u>No. of Copies</u>	<u>Organization</u>	<u>No. of Copies</u>	<u>Organization</u>
1	Combined Arms Combat Dev ATTN: ATZL-CAP (LTC Morrison) Dir, Surv Task Force Ft. Leavenworth, KS 66027-5300	1	Datatec, Inc. ATTN: Donald E. Cudney President 326 Green Acres Fort Walton, FL 32548
1	Computer Sciences Corporation 200 Sparkman Drive Huntsville, AL 35805	1	Decision Science Consortium, Inc. ATTN: Mr. T. Bresnick Suite 421 7700 Leesburg Pike Falls Church, VA 22043
3	Computervision Corporation ATTN: A. Bhide V. Geisberg R. Hillyard 201 Burlington Road Bedford, MA 01730	1	Delco Systems Operation ATTN: John Steen 6767 Hollister Avenue, #P202 Goleta, CA 93117
1	Cray Research Inc. ATTN: William W. Kritlow 2130 Main Street, #280 Huntington Beach, CA 92648	1	Delco Systems Operations Hypervelocity Range Facility Aerophysics Department ATTN: Dr. Edward Wilbarger 6767 Hollister Avenue Goleta, CA 93117
1	CRS Serrine, Inc. ATTN: Dr. James C. Smith PO Box 22427 1177 West Loop South Houston, TX 77227	1	Denver Research Institute Target Vulnerability & Survivability Laboratory ATTN: Lawrence G. Ulliyatt PO Box 10127 Denver, CO 80210
1	CSC ATTN: Abner W. Lee 200 Sparkman Drive Huntsville, AL 35805	1	Denver Research Institute University of Denver ATTN: Louis E. Smith University Park Denver, CO 80208
2	Cypress International ATTN: August J. Caponecchi James Logan 1201 E. Abinjdou Drive Alexandria, VA 22314	1	Dialog Information Services ATTN: Mr. R. Reklis 3460 Fillview Blvd Palo Alto, CA 94304
1	DATA Networks, Inc. ATTN: William E. Regan, Jr. President 288 Greenspring Station Brooklandville, MD 21022	1	DuPont Company FPD ATTN: Dr. Oswald R. Bergmann B-1246, 1007 Market Street Wilmington, DE 19898

DISTRIBUTION LIST

<u>No. of Copies</u>	<u>Organization</u>	<u>No. of Copies</u>	<u>Organization</u>
1	E. I. Dupont TED FMC ATTN: Richard O. Myers Jr. Wilmington, DE 19898	3	FMC Corporation Advanced Systems Center (ASC) ATTN: Edward Berry Scott L. Langlie Herb Theumer 1300 South Second Street PO Box 59043 Minneapolis, MN 55459
1	Eichelberger Consulting Company ATTN: Dr. Robert Eichelberger President 409 West Catherine Street Bel Air, MD 21014	1	FMC Corporation Bradley Program ATTN: Peter Woglom San Jose, CA 95108
1	Electronic Warfare Associates, Inc. ATTN: William V. Chiaramonte 2071 Chain Bridge Road Vienna, VA 22180	2	FMC Corporation Defense Systems Group ATTN: Robert Burt Dennis R. Nitschke 1115 Coleman Avenue San Jose, CA 95037
7	Environmental Research Institute of Michigan ATTN: Mr. K. Augustyn Mr. Kozma Dr. I. La Haie Mr. Arnold Mr. E. Cobb Mr. B. Morey Mr. M. Bair PO Box 8618 Ann Arbor, MI 48107	1	FMC Corporation Field Operations, DSG ATTN: Fred Widicus Arlington, VA 22210
1	E-OIR Measurements, Inc. ATTN: Russ Moulton PO Box 3348, College Station Fredericksburg, VA 22402	1	FMC Corporation Naval Systems Division (NSD) ATTN: MK-45, Randall Ellis Minneapolis, MN 55421
1	John Fluke Mfg Company, Inc. ATTN: D. Gunderson PO Box C9090 Everett, WA 98206	1	FMC Corporation Northern Ordnance Division ATTN: M3-11, Barry Brown 4800 East River Road Minneapolis, MN 55421
3	FMC Corporation ATTN: Ronald S. Beck Martin Lim Jacob F. Yacoub 881 Martin Avenue Santa Clara, CA 95052	7	FMC Corporation Ordnance Engineering Division ATTN: H. Croft M. Hatcher L. House J. Jackson M. Krull E. Maddox R. Musante 1105 Coleman Ave, Box 1201 San Jose, CA 95108
1	FMC Corporation Aberdeen Regional Office ATTN: Leland Watermeier Bel Air, MD 21014		

DISTRIBUTION LIST

<u>No. of Copies</u>	<u>Organization</u>	<u>No. of Copies</u>	<u>Organization</u>
1	GE Aircraft Engines ATTN: Dr. Roger B. Dunn One Neumann Way, MD J185 Cincinnati, OH 45215-6301	3	General Dynamics Land Systems ATTN: Richard Auyer Otto Renius N. S. Sridharan PO Box 2074 Warren, MI 48090
1	General Atomics ATTN: Chester J. Everline Staff Engineer PO Box 85608 San Diego, CA 92138-5608	3	General Motors Corporation Research Laboratories ATTN: J. Boyse J. Joyce R. Sarraga Warren, MI 48090
3	General Dynamics ATTN: MZ-4362112, Robert Carter MZ-4362029, Jim Graciano MZ-4362055, Gary Jackman 38500 Mound Sterling Heights, MI 48310	1	Gettysburg College Box 405 Gettysburg, PA 17325
1	General Dynamics Data Systems Services ATTN: R. Fridshal PO Box 80847 San Diego, CA 92138	1	GTRI-RAIL-MAD ATTN: Mr. Joe Bradley CRB 577 Atlanta, GA 30332
1	General Dynamics ATTN: Jay Lobb 1055 Maple Road Clawson, MI 48017	1	Honeywell ATTN: Fred J. Parduhn 7225 Northland Drive Brooklyn Park, MN 55428
3	General Dynamics Corporation ATTN: MZ-2650, Dave Bergman MZ-2860, John Romanko MZ-2844, Cynthia Waters PO Box 748 Ft. Worth, TX 76101-0748	2	Honeywell, Inc. ATTN: Raymond H. Burg Laura C. Dillway MN38-4000 10400 Yellow Circle Drive Minnetonka, MN 55343
1	General Dynamics Land Systems ATTN: Dr. Paulus Kersten PO Box 1901 Warren, MI 48090	2	INEL/EG&G Engineer Lab ATTN: Ray Berry M. Marx Hintze PO Box 1625 Idaho Falls, ID 83451
1	General Dynamics Land Systems ATTN: William M. Mrdeza PO Box 2045 Warren, MI 48090	1	Interactive Computer Graphics Center Rensselaer Polytechnic Inst. ATTN: M. Wozny Troy, NY 12181

DISTRIBUTION LIST

<u>No. of Copies</u>	<u>Organization</u>	<u>No. of Copies</u>	<u>Organization</u>
1	International Development Corporation ATTN: Trevor O. Jones 18400 Shelburne Road Shaker Heights, OH 44118	1	Lockheed Corporation ATTN: R. C. Smith PO Box 551 Burbank, CA 91520
1	ISAT ATTN: Roderick Briggs 1305 Duke Street Alexandria, VA 22314	3	Lockheed-California Company ATTN: C. A. Burton R. J. Ricci M. Steinberg Burbank, CA 91520
1	Jet Propulsion Laboratory California Institute of Technology ATTN: D. Lewis 4800 Oak Grove Drive Pasadena, CA 91109	2	Lockheed-Georgia Company ATTN: Ottis F. Teuton J. Tulkoff Dept. 72-91, Zone 419 Marietta, GA 30063
1	Kaman Sciences Corporation ATTN: Timothy S. Pendergrass 600 Boulevard South, Suite 208 Huntsville, AL 35802	1	Logistics Management Institute ATTN: Edward D. Simms Jr. 6400 Goldsboro Road Bethesda, MD 20817-5886
1	Ketron Inc. ATTN: Robert S. Bennett 696 Fairmont Avenue Towsontown Center Towson, MD 21204	1	Los Alamos Technical Associates, Inc. ATTN: John S. Daly 6501 Americas Parkway, #900 Albuquerque, NM 87110
1	Keweenaw Research Center Michigan Technological University ATTN: Bill Reynolds Houghton, MI 49931	1	LTV ATTN: MS 194-51, Mike Logan PO Box 225907 Dallas, TX 75265
1	Lanxido Armor Products ATTN: Dr. Robert A. Wolffe Tralee Industrial Park Newark, DE 19711	1	LTV Aerospace & Defense ATTN: Daniel M. Reedy PO Box 225907 Dallas, TX 75265
3	Lincoln Laboratory MIT Surveillance Systems Group ATTN: R. Barnes G. Knittel J. Kong 244 Wood Street Lexington, MA 02173-0073	2	Martin Marietta Aerospace ATTN: MP-113, Dan Dorfman MP-433, Richard S. Dowd PO Box 5837 Orlando, FL 32855-5837

DISTRIBUTION LIST

<u>No. of Copies</u>	<u>Organization</u>	<u>No. of Copies</u>	<u>Organization</u>
3	Mathematical Applications Group, Inc (MAGI) ATTN: M. Cohen R. Goldstein H. Steinberg 3 Westchester Plaza Elmsford, NY 10523	1	MIT ATTN: Dr. S. Benton REL5-416 Cambridge, MA 02139
1	Maxwell Laboratories Inc. ATTN: Dr. Michael Holland 8888 Balboa Avenue San Diego, CA 92123-1506	1	The MITRE Corporation ATTN: Edward C. Brady, Vice President 7525 Colshire Drive McLean, VA 22102
1	McDonald-Douglas Astonautic ATTN: Nikolai A. Louie 5301 Bolsa Avenue Huntington Beach, CA 92647	1	Northrop Corporation Aircraft Division ATTN: MS 3501/84, Mr. Starr 1 Northrop Avenue Hawthorne, CA 90250
1	McDonnell Douglas Inc. ATTN: David Hamilton PO Box 516 St. Louis, MO 63166	1	Northrop Corporation Electro-Mechanical Div ATTN: Engh R. Byron 500 E. Orangethorpe Ave., 7270 Anaheim, CA 92801
1	McDonnell Douglas Inc. ATTN: Alan R. Parker 3855 Lakewood Blvd., MC 35-18 Long Beach, CA 90846	1	Northrop Corporation Research and Technology Center ATTN: James R. Reis One Research Park Palos Verdes Peninsula, CA 90274
1	McLean Research Center, Inc. ATTN: Robert D. Carpenter 1483 Chain Bridge Road, Suite 205 McLean, VA 22101	1	Norton Company ATTN: Ronald K. Bart 1 New Bond Street Worcester, MA 01606-2698
1	Megatek Corporation United Telecom Computer Group ATTN: J. Phrohaska 7700 Leesburg Pike, Suite 106 Falls Church, VA 22043	1	The Oceanus Company ATTN: RADM Robert H. Gormley (Ret) PO Box 7069 Menlo Park, CA 94026
1	Memex Corporation ATTN: Charles S. Smith 8 Versailles Drive Menlo Park, CA 94025	1	Pacific Scientific/Htl Division ATTN: Robert F. Aldrich 1800 Highland Avenue Duarte, CA 91010
1	Micro Electronics of North Carolina ATTN: Gershon Kedem PO Box 12889 Research Triangle Park, NC 07709	1	Perceptronics Inc. ATTN: Dean R. Loftin 21111 Erwin Street Woodland Hills, CA 91367

DISTRIBUTION LIST

<u>No. of</u> <u>Copies</u>	<u>Organization</u>	<u>No. of</u> <u>Copies</u>	<u>Organization</u>
1	Physics International ATTN: Ron Gellatly 2700 Merced Street San Leandro, CA 94577	2	SAIC ATTN: Terry Keller Robert Turner Suite 200 1010 Woodman Drive Dayton, OH 45432
1	PRI, Inc. ATTN: W. Bushell Building E4435, Second Floor Edgewood Area-APG, MD 21010	1	SAIC ATTN: David R. Garfinkle Malibu Canyon Business Park 26679 W. Agoura Road, Suite 200 Calabasas, CA 91302
1	RGB Associates, Inc. ATTN: R. Barakat Box B Wayland, MA 01778	1	Sidwell-Ross & Associates, Inc. ATTN: LTG Marion C. Ross (USA Ret) Executive Vice President PO Box 88531 Atlanta, GA 30338
1	Rockwell International Corporation ATTN: Keith R. Rathjen Vice President 3370 Miraloma Avenue (031-HA01) Anaheim, CA 92803-3105	1	Sigma Research Inc. ATTN: Dr. Richard Bossi 8710 148 Avenue, NE Redmond, WA 98052
1	S-Cubed ATTN: Michael S. Lancaster 1800 Diagonal Road, Suite 420 Alexandria, VA 22314	1	Sikorsky Aircraft Division of United Technologies ATTN: R. Welge North Main Street Stratford, CT 06602
1	Sachs/Freeman Associates Inc. ATTN: Donald W. Lynch Senior Research Physicist 205 Yoakum Parkway, #511 Alexandria, VA 22304	1	Simula Inc. ATTN: Joseph W. Coltman 10016 South 51st Street Pheonix, AZ 85044
1	SAIC ATTN: Dr. Alan J. Toepfer 2109 Air Park Drive, SE Albuquerque, NM 87106	1	Alan Smolen & Associates, Inc. ATTN: Alan Smolen, President One Cynthia Court Palm Coast, FL 32027-8172
1	SAIC ATTN: John H. McNeilly Senior Scientist 1710 Goodridge Drive McLean, VA 22102	3	Southwest Research Institute ATTN: Martin Goland Alex B. Wenzel Patrick H. Zabel 6220 Culebra Road San Antonio, TX 78238

DISTRIBUTION LIST

<u>No. of Copies</u>	<u>Organization</u>	<u>No. of Copies</u>	<u>Organization</u>
3	Sparta Inc. ATTN: David M. McKinley Robert E. O'Connor Karen M. Rooney 4901 Corporate Drive Huntsville, AL 35805-6201	1	United Airlines Services Corporation Seville Training Systems Division ATTN: Dr. Paul W. Caro 1333 Corporate Drive, Suite 210 Irving, TX 75038
3	Structural Dynamics Research Corporation (SDRC) ATTN: R. Ard W. McClelland J. Osborn 2000 Eastman Drive Milford, OH 45150	1	United Technologies Corporation Advanced Systems Division ATTN: Richard J. Holman 10180 Telesis Court San Diego, CA 92121
1	System Planning Corporation ATTN: A. Hafer 1500 Wilson Blvd Arlington, VA 22209	1	University of Idaho Department of Civil Engineering ATTN: Dr. Dennis R. Horn Assistant Professor Moscow, ID 83843-4194
1	Systems Science & Software ATTN: Robert T. Sedgwick PO Box 1620 La Jolla, CA 92038-1620	1	University of Illinois at Urbana-Champaign Department of Civil Engineering and Environmental Studies ATTN: Dr. E. Downey Brill, Jr. 208 North Romine Urbana, IL 61801-2374
2	TASC ATTN: Charles E. Clucus Darrell James 970 Mar-Walt Drive Ft. Walton Beach, FL 32548	1	Johns Hopkins University Applied Physics Lab ATTN: Jonathan Fluss Johns Hopkins Road Laurel, MD 20707
1	TASC ATTN: Harry I. Nimon, Jr 1700 N. Moore Street, Suite 1220 Arlington, VA 22209	1	University of Nevada Environmental Research Center ATTN: Dr. Delbert S. Barth Senior Scientist Las Vegas, NV 89154-0001
1	Tradeways, Ltd. ATTN: Joseph G. Gorski President 307F Maple Avenue West Vienna, VA 22180	1	University of North Carolina ATTN: Professor Henry Fuchs 208 New West Hall (035A) Chapel Hill, NC 27514
2	TRW Operations & Support Group ATTN: K. Dankers T. Heim One Space Park Redondo Beach, CA 90278		

DISTRIBUTION LIST

<u>No. of Copies</u>	<u>Organization</u>	<u>No. of Copies</u>	<u>Organization</u>
3	University of Utah Computer Science Department ATTN: R. Riesenfeld E. Cohen L. Knapp 3160 Merrill Engineering Bldg Salt Lake City, UT 84112	1	Dr. Robert E. Ball 642 Tyon Drive Monterey, CA 93940
		1	Mr. Michael W. Bernhardt Rt. 1, 12 Arthur Drive Hockessin, DE 19707
1	University of Washington 409 Department of Electrical Engineering, FT-10 ATTN: Dr. Irene Peden Seattle, WA 98105	1	Mr. H. G. Bowen Jr. 408 Crown View Drive Alexandria, VA 22314-4804
		1	Mr. Harvey E. Cale 2561 Meadowbrook Lane Carson City, NV 89701-5726
1	Van Es Associates, Inc. ATTN: Dr. John D. Christie Vice President Suite 1407, 5202 Leesburg Pike Falls Church, VA 22041	1	Thomas Hafer 1500 Wilson Blvd. 14th Floor Arlington, VA 22209
1	Virginia Polytechnic Institute and State University Industrial Engr Opns Rsch Dept ATTN: Robert C. Williges 302 Whittemore Hall Blacksburg, VA 24061-8603	1	Mr. William M. Hubbard Consultant 613 Eastlake Drive Columbia, MO 65203
		1	Mr. Charles E. Joachim PO Box 631 Vicksburg, MS 39180
1	Vought Corporation ATTN: Paul T. Chan PO Box 225907 Dallas, TX 75265	1	Dr. Edward R. Jones Private Consultant 9881 Wild Deer Road St. Louis, MO 63124
		1	MG Robert Kirwan (USA Ret) 10213 Grovewood Way Fairfax, VA 22032
1	XMCO Inc. ATTN: LTG Robert J. Baer (USA Ret) Senior Vice President 11150 Sunrise Valley Drive Reston, VA 22091-4399	1	Donald J. Krejcarek US Army Field Artillery Board 4717 NE Macarthur Circle Lawton, OK 73511
		1	Mr. Robert B. Kurtz Private Consultant 542 Merwins Lane Fairfield, CT 06430-1920
1	Zernow Tech Services Inc. ATTN: Dr. Louis Zernow 425 West Bonita, Suite 208 San Dimas, CA 91773		

DISTRIBUTION LIST

<u>No. of Copies</u>	<u>Organization</u>	<u>Aberdeen Proving Ground</u>	
		Dir, USAMSAA	
1	Dr. Roy A. Lucht Group M-B MS-J960 Los Alamos, NM 87545	ATTN: AMXS-A,	W. Clifford J. Meredith A. Reid M. Miller P. Beavers C. Cairns D. Frederick K. Myers
		AMXS-C, AMXS-CR, AMXS-CS,	
1	Mr. Donald F. Menne 617 Foxcroft Drive Bel Air, MD 21014		
		AMXS-D, AMXS-G, AMXS-GA, AMXS-J, AMXS-L, AMXS-MP, AMXS-RA,	J. Kramer W. Brooks A. LaGrange J. McCarthy H. Cohen R. Scungio M. Smith
1	Ms. Phyllis J. Murchland 5016 Flemming Drive Annandale, VA 22003		
1	MG Peter G. Olenchuk (USA Ret) 6801 Baron Road McLean, VA 22101		
		Cdr, USATECOM	
1	Mr. Albert E. Papazoni 1600 Surrey Hill Drive Austin, TX 78746-7338	ATTN:	AMSTE-TO-F AMSTE-LFT, D. Gross R. Harrington
		Cdr, CSTA	
1	Dr. A. E. Schmidlin 28 Highview Road Caldwell, NJ 07006-5502	ATTN: STECS	
		Cdr, CRDEC, AMCCOM	
1	Mr. Arthur Stein Consultant 30 Chapel Woods Court Williamsville, NY 14221-1816	ATTN: SMCCR-RSP-A SMCCR-MU SMCCR-SPS-IL	
		Dir, VLAMO	
1	Dr. Dora Strother 3616 Landy Lane Ft. Worth, TX 76118	ATTN: SLCVL-D,	G. Holloway

USER EVALUATION SHEET/CHANGE OF ADDRESS

This laboratory undertakes a continuing effort to improve the quality of the reports it publishes. Your comments/answers below will aid us in our efforts.

1. Does this report satisfy a need? (Comment on purpose, related project, or other area of interest for which the report will be used.) _____

2. How, specifically, is the report being used? (Information source, design data, procedure, source of ideas, etc.) _____

3. Has the information in this report led to any quantitative savings as far as man-hours or dollars saved, operating costs avoided, or efficiencies achieved, etc? If so, please elaborate. _____

4. General Comments. What do you think should be changed to improve future reports? (Indicate changes to organization, technical content, format, etc.) _____

BRL Report Number _____ Division Symbol _____

Check here if desire to be removed from distribution list. _____

Check here for address change. _____

Current address: Organization _____
Address _____

-----FOLD AND TAPE CLOSED-----

Director
U.S. Army Ballistic Research Laboratory
ATTN: SLCBR-DD-T (NEI)
Aberdeen Proving Ground, MD 21005-5066




NO POSTAGE
NECESSARY
IF MAILED
IN THE
UNITED STATES

OFFICIAL BUSINESS
PENALTY FOR PRIVATE USE \$300

BUSINESS REPLY LABEL
FIRST CLASS PERMIT NO. 12062 WASHINGTON D. C.

POSTAGE WILL BE PAID BY DEPARTMENT OF THE ARMY



Director
U.S. Army Ballistic Research Laboratory
ATTN: SLCBR-DD-T (NEI)
Aberdeen Proving Ground, MD 21005-9989

Director
U.S. Army Ballistic Research Laboratory
ATTN: SLCBR-DD-T (NEI)
Aberdeen Proving Ground, MD 21005-5066

- PASTE LABEL HERE -